



FNS-WHT-40751P180UFSM+ FNS-WHT-40201

SPECIFICATION DATA SHEET

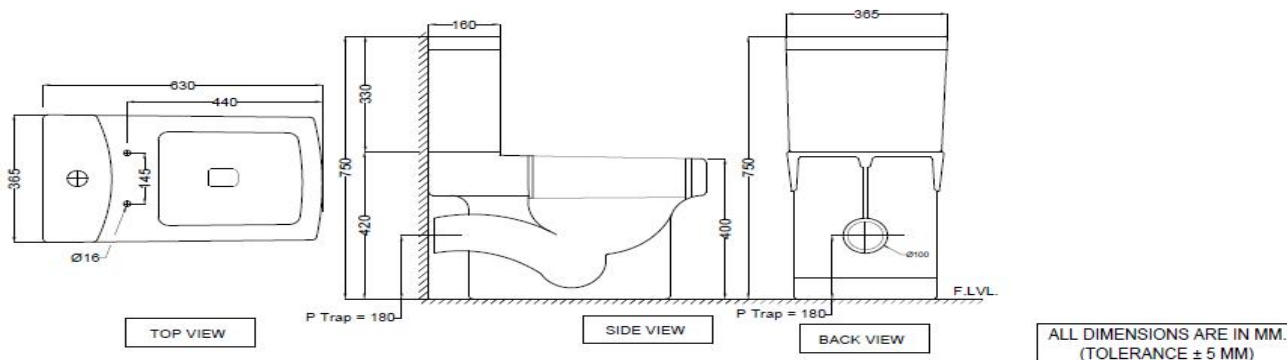
PRODUCT DETAILS

| | | | |
|---------------------------|--|--------------------|--------------------------------------|
| Manufacturer : | Jaquar | Type: | Bowl for coupled closet WC (P trap) |
| Range | Fonte | Outlet | Vertical |
| Colour: | White | Material: | Ceramic - Vitreous China |
| Technical Details: | External diameter of outlet \varnothing 100 +5 -2 mm | BOM doc.NO. | JSW/01/2018/0078 JSW/01/2018/0079 |
| | Vertical distance between the Floor and the centre line of the waste outlet hole \leq 180 mm | | |

ARTICLE NAME: COUPLE CLOSET BOWL-WC



TECHNICAL DIMENSIONS





| PRODUCT DIMENSIONS | | | | USP |
|--------------------|------------|-------------|-----------------|--|
| Length (mm) | Width (mm) | Height (mm) | Net weight (kg) | Box rim , Dual flushing, Anti germ glaze |
| 365 | 630 | 750 | 41.30 | |

| ACCESSORIES PROVIDED | |
|-------------------------------|-----------------|
| UF soft close slim seat cover | LYS-WHT-38103UF |
| Floor fixing screw | ZPS-SNS-FB01 |

CARE AND CLEANING GUIDELINES

- ★ Vitreous china sanitary ware products are fragile in nature and need to be handled with care (to avoid personal injury) at all times during its storage, handling, installation and use thereafter.
- ★ The product is heavy and it is recommended that two persons hold it while it is being fixed.
- ★ Carefully inspect the new product for damage before installation.
- ★ Risk of product damage. Over tightening may cause breakage or chipping of vitreous china.
- ★ Risk of external leakage. Do not lift or rock the bowl after placement.
- ★ Always test your cleaning solution on an inconspicuous area on the product before applying it to the entire surface.
- ★ Do not allow cleaners to sit or soak on the product.
- ★ Use a soft, dampened sponge or cloth to clean. Never use abrasive material like a bristle brush or scouring pad.
- ★ Wipe surfaces clean and rinse completely with water immediately after applying cleaners.
- ★ Clean Chrome, stainless steel surfaces once a week. Do not use cleaners containing chloride on chrome, stainless steel. If used, rinse the surface immediately to prevent corrosion.
- ★ Wherever chrome plating is used on the products, use only warm water to clean and then dry with a soft cloth.

CERTIFICATION

Compliance : IS 2556.2:2004, IS 2556.1:1994 , EN 997 :2012+A1, BS EN 14124:2004/CE  

All technical dimensions are in accordance to British standards, Bureau of Indian Standards

| PACKAGING DETAIL | | | | LOADING PALLET DETAIL | | | |
|------------------|------------|-------------|------------------|-----------------------|------------|-------------|------------------------|
| Length (mm) | Width (mm) | Height (mm) | Gross Weight(kg) | Length (mm) | Width (mm) | Height (mm) | no of pieces on pallet |
| 635 | 430 | 455 | 35.00 | 1140 | 1140 | 2285 | 16 |
| 383 | 203 | 388 | 12.60 | 1140 | 1140 | 2285 | 60 |



| | | | |
|---------------------------------|----------------------------------|--------------------------------|----------------------------------|
| Prepared By Designer Date | Controlled By Quality control | Verified By Product Manager | Approved By Sanitaryware Head |
| Revision/Version | 1 | Plotter Updated on | Month 20-Aug Year 2019 |